

MONTHLY MEMBERSHIP PROGRESS REPORT

District 35 I

Results as of: 11/30/2023

GMT:

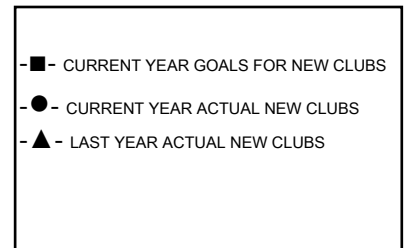
LOCATION FLORIDA

GMT CA

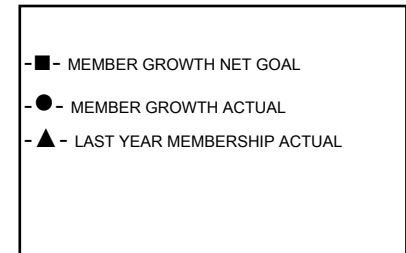
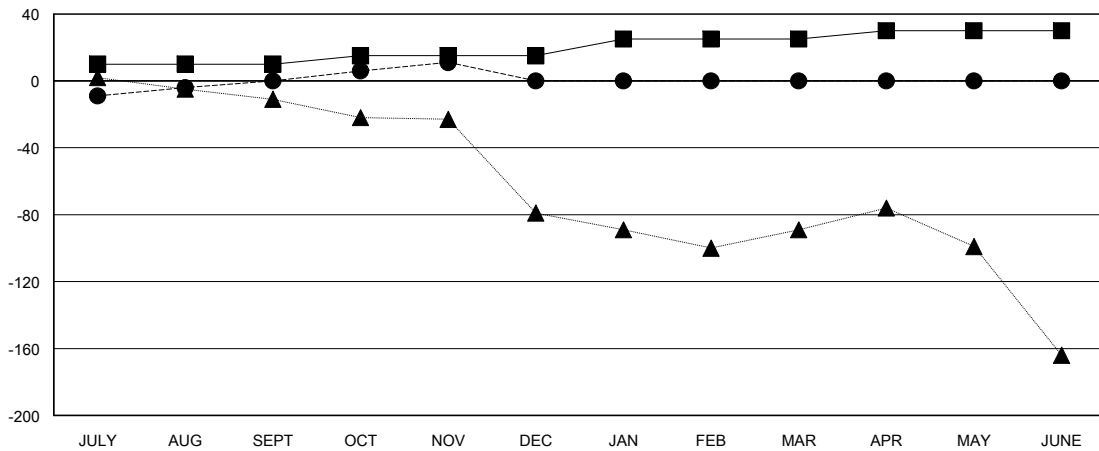
Clubs			
RESULTS FOR 2023-2024			
QUARTER	NEW CLUB GOAL	NEW CLUBS	DROPPED CLUBS
JULY/AUG/SEPT	0	0	1
OCT/NOV/DEC	1	0	0
JAN/FEB/MAR	0	0	0
APR/MAY/JUNE	0	0	0

Members			
RESULTS FOR 2023-2024			
QUARTER	MEMBER GROWTH NET GOAL	MEMBER GROWTH ACTUAL	DROPPED MEMBERS ACTUAL (including transfers)
JULY/AUG/SEPT	10	46	35
OCT/NOV/DEC	5	33	19
JAN/FEB/MAR	10	0	0
APR/MAY/JUNE	5	0	0

GOALS AND ACTUAL NEW CLUBS CUMULATIVE



GOALS AND ACTUAL MEMBERS CUMULATIVE



DROPPED CLUBS: 1	22 CLUBS OF 41 ADDED 1 OR MORE NEW MEMBERS	GENDER DISTRIBUTION MALE 527 (48.93%) FEMALE 549 (50.97%)
DROPPED MEMBERS DECEASED 4 CLUB CANCELLED 0 OTHER 50 TOTAL 54	CLICK HERE FOR CUMULATIVE MEMBERSHIP DATA	TOTAL FAMILY UNIT MEMBERS 335 FAMILY MEMBERS PAYING HALF DUES 170